



2 bay Network Charger

Model: CHG 2N

SL Network Charger

Model: CHG 4N

Quick Guide

Kurzanleitung

Guide de démarrage rapide

Guida rapida

Instrucciones resumidas

Instruções resumidas

Beknopte gebruiksaanwijzing

Krótko instrukcja obsługi

Snabbguide

Kort vejledning

Рѹководство

Σύντομες οδηγίες

Kısa Kılavuz

Краткая инструкция

快速指南

快速使用指南

クイックガイド

요약 안내서

SENNHEISER



www.sennheiser.com/documentation



www.sennheiser.com/download

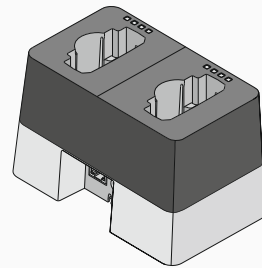
Sennheiser electronic SE & Co. KG

Am Labor 1, 30900 Wedemark, Germany
www.sennheiser.com

Publ. 04/26, 587458/A05

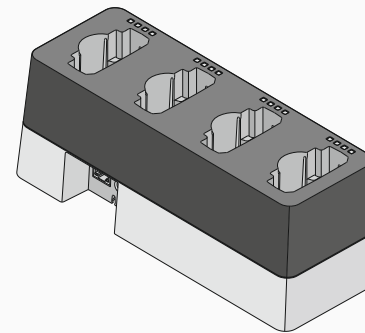
In the box

CHG 2N

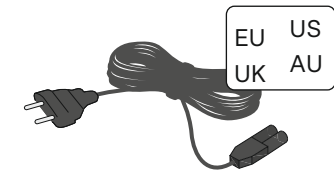
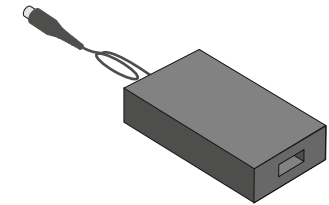


OR

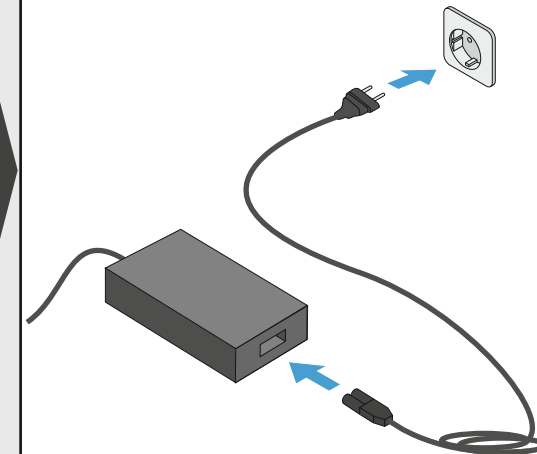
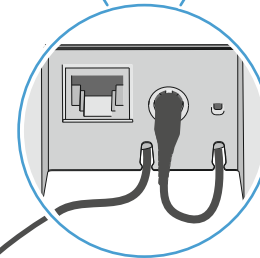
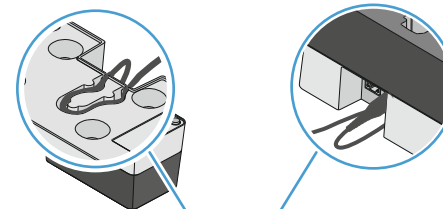
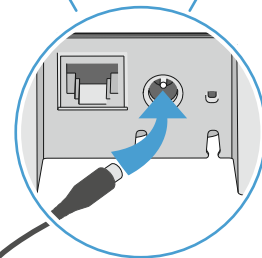
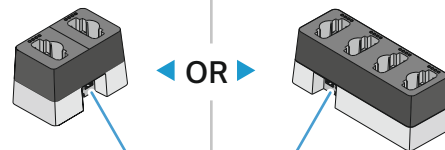
CHG 4N



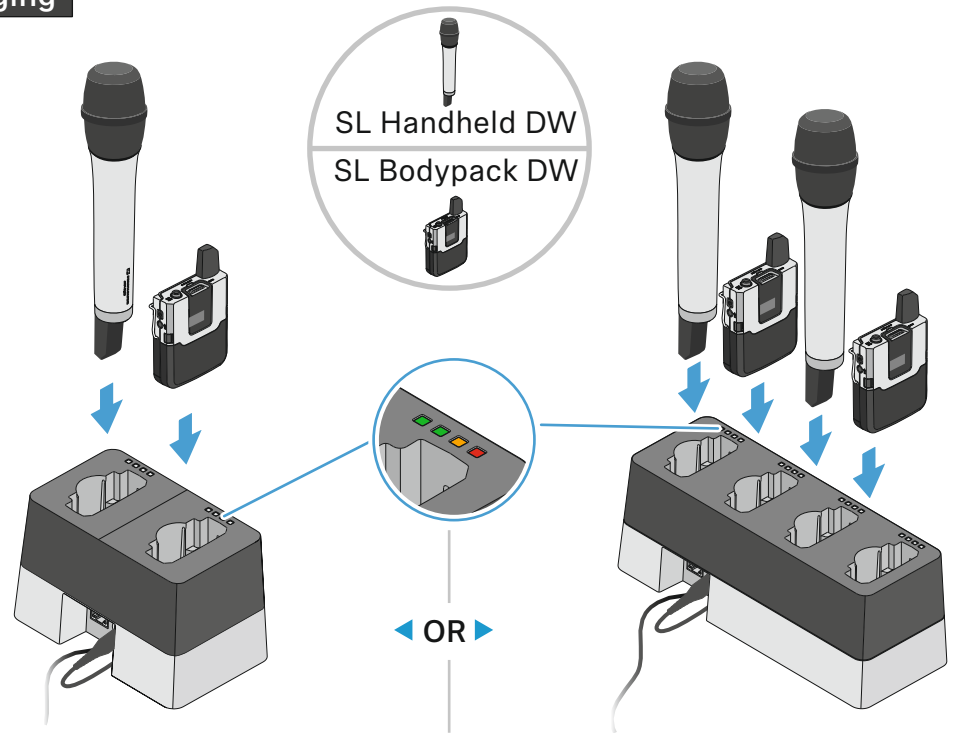
+



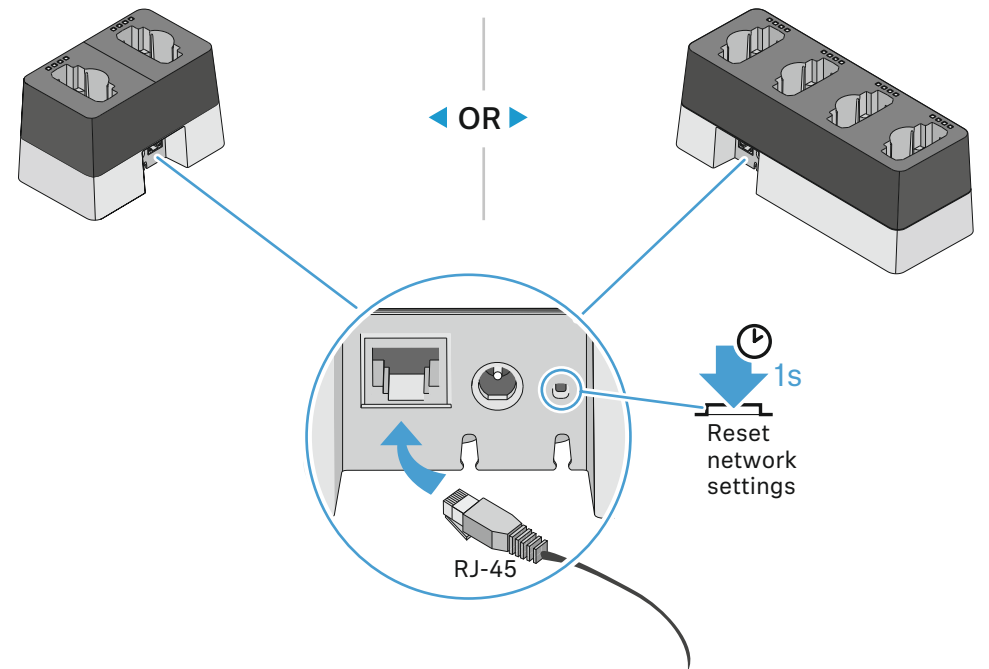
Setup



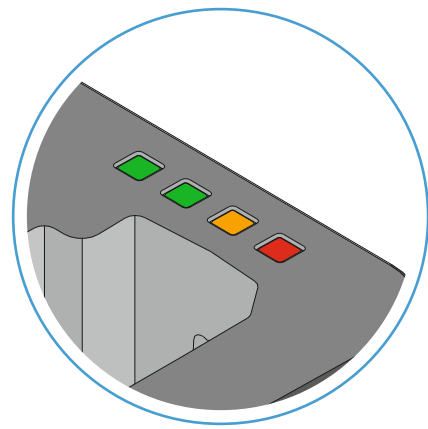
Charging



Network Setup

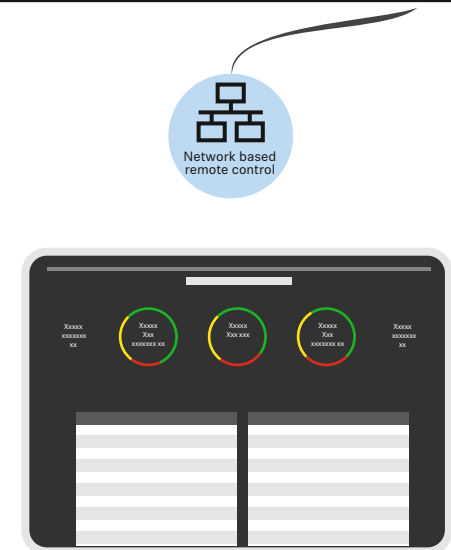


LED Status



○ ○ ○ ●	= 100 %
● ● ● ●	< 100 %
● ● ● ○	< 66 %
● ● ● ○	< 33 %
● ● ● ○	Error
○ ● ● ○	Firmware Update (CHG 4N)
○ ● ● ○	Firmware Update (SL Handheld DW/ SL Bodypack DW)
● ● ● ●	Not supported transmitter or firmware update required

Remote Control



Sennheiser Control Cockpit

<https://www.sennheiser.com/control-cockpit-software>