

Antennas

***optional accessories:**
ADP UHF (470 - 1075 MHz)
AD 1800 (1400 - 2400 MHz)

www.sennheiser.com/documentation

Smart Assist
Download on the **App Store** | **GET IT ON Google Play**

Sennheiser electronic SE & Co. KG
Am Labor 1, 30900 Wedemark, Germany
www.sennheiser.com

Publ. 05/26, 587467/A04

Evolution Wireless Digital
EW-DX EM 2
EW-DX SK
EW-DX SKM

Quick Guide
Kurzanleitung
Guide rapide
Guida rapida
Guía de inicio rápido
Guia rápido
Beknopte handleiding
Krótka instrukcja obsługi
Snabbguide

Kort vejledning
Pikaohje
Γρήγορος οδηγός
Kisa Kilavuz
Краткая инструкция
快速指南
クイックガイド
퀵 가이드

SENNHEISER

Audio Out

6.3 mm | XLR-3

Power supply

EU | US | UK | AU | KOR | CN

Remote control

Smart Assist App
Download on the **App Store** | **GET IT ON Google Play**

Wireless Systems Manager (WSM)
www.sennheiser.com/wsm

Sennheiser Control Cockpit (SCC)
www.sennheiser.com/control-cockpit-software

In the box

Rack mount angles
Power supply adapters
Power supply

Battery

2 AA batteries | BA 70 rechargeable battery

1 2 3 4

2 AA batteries | BA 70 rechargeable battery

EW-DX EM 2

Headphone output | LED ch. 1 | Channel 1 select | UP/DOWN | SET | ESC
Headphone volume control | LED ch. 2 | Channel 2 select | Display | SYNC | ON/OFF

PoE / Network control (WSM / SCC) | Audio outputs | Antenna inputs

On/Off

Off -> On	EM/SK/SKM(-S)
short	on
On -> Off	EM/SK/SKM(-S)
long	off

Display of SK / SKM(-S)

Device on: **CH.NAME**
478.125

Device off: **CH.NAME**
478.125

The display of the SK and SKM(-S) will stay on when the device is switched off.

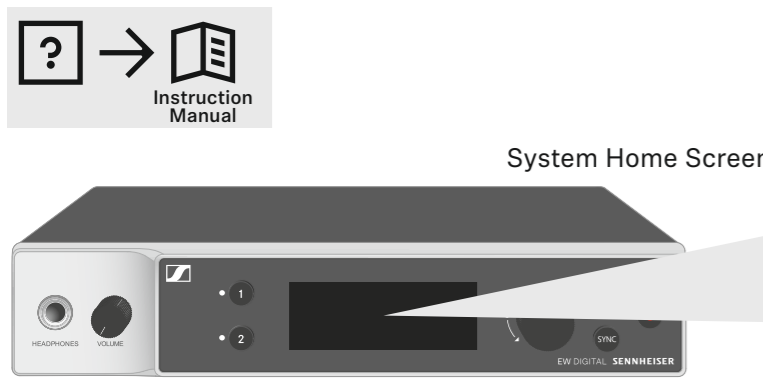
EW-DX SKM-S | EW-DX SKM

ON/OFF | DATA LED | ESC | UP | Display | DOWN | SET | MUTE (EW-DX SKM-S)

EW-DX SK | EW-DX SK 3-PIN

3.5 mm jack | 3 pin socket | LINK LED | DATA LED | SYNC | MUTE | Display | ON/OFF | ESC | SET | DOWN | UP

Display



Frequency (Channel 1) Link name (Channel 1) Link name (Channel 2) Frequency (Channel 2)

Transmitter battery (Ch.1) Transmitter battery (Ch.2)

Radio frequency level and link quality (Channel 1) Mute mode (Channel 1) System icons (see instruction manual) Radio frequency level and link quality (Channel 2) Transmitter audio level (Channel 2)

GUITAR 510.100 **VOICE** 521.100

Channel 1 Home Screen

Link name Frequency

GUITAR 510.100 MHz

Gain -10 dB AF Out +18 dB Low Cut 80 Hz

Radio frequency level and link quality Transmitter audio level Mute mode Transmitter battery Audio settings

Channel 2 Home Screen

Frequency Link name

VOICE 521.100 MHz

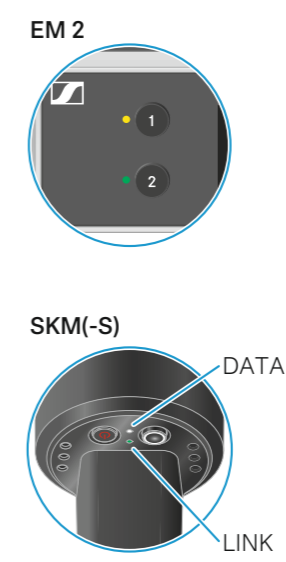
Gain -10 dB AF Out +18 dB Low Cut 80 Hz

Audio settings Transmitter battery Radio frequency level and link quality Transmitter audio level

LEDs

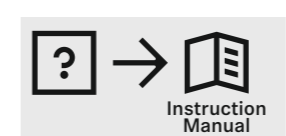
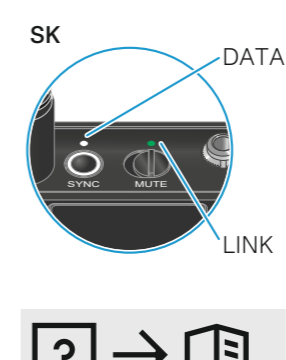
LED Ch.1/2 (EM 2) LINK LED (SK/SKM)

	- Link ok - audio active
	- Link ok - audio muted or no capsule on SKM
	- Link ok - audio clip
	- No link
	- Link ok - Low transmitter battery
	- No link - Device switched off



LED Ch.1/2 (EM 2) DATA LED (SK/SKM)

	Bluetooth active to - sync with transmitter - connect with app
	Firmware update in progress



Key Lock

Auto Lock 10 s

Locked Unlock? SET UP/DOWN SET

Locked Unlock? SET UP/DOWN SET

Instruction Manual

Frequency setup

1 SKM/SK off!

2 select channel

3 select frequency

4 SYNC

OR

3 perform auto setup

follow on-screen instructions

Sync

1 select channel & set parameters

2 short press

3 SKM(-S) SK

short press

4 Sync successful

Mute

SK SKM-S

SKM | SKM-S

Instruction manual | Bedienungsanleitung | Notice d'emploi | Istruzioni per l'uso | Instrucciones de manejo | Manual de instruções | Gebruiksaanwijzing | Instrukcja obsługi | Bruksanvisning | Betjenings vejledning | Käyttöohje | Οδηγίες λειτουργίας | Kullanım kılavuzu | Инструкция по эксплуатации | 使用说明书 |取扱説明書 | 사용 설명서 |

Smart Assist

Available on the App Store

ANDROID APP ON Google play