



ew 100 G4

EM 100 G4
SKM 100 G4
SKM 100 G4-S
SK 100 G4

Quick Guide	Kort vejledning
Kurzanleitung	Pikaohje
Guide rapide	Γρήγορος οδηγός
Guida rapida	Kısa Kılavuz
Guía de inicio rápido	Краткая инструкция
Guia rápido	快速指南
Beknopte handleiding	快速使用指南
Krótká instrukcja obsługi	クイックガイド
Snabbguide	퀵 가이드

SENNHEISER



www.sennheiser.com/documentation



www.sennheiser.com/download

Sennheiser electronic SE & Co. KG


Am Labor 1, 30900 Wedemark, Germany
www.sennheiser.com

Printed in Germany, Publ. 06/26, 575860/A06

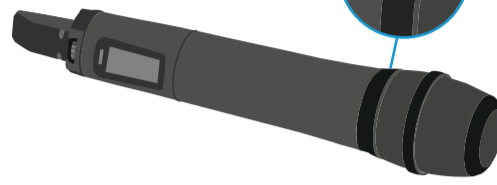
EM 100



SKM 100



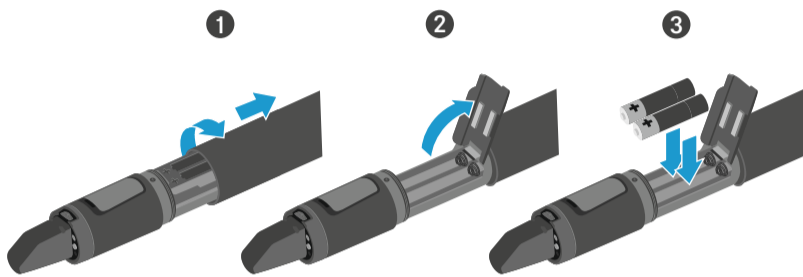
SKM 100-S



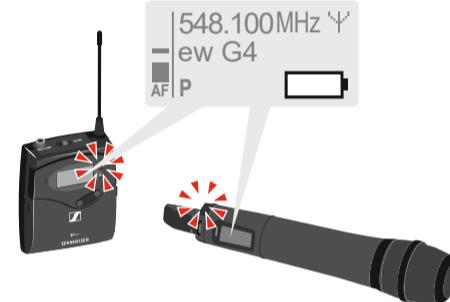
SK 100



Battery



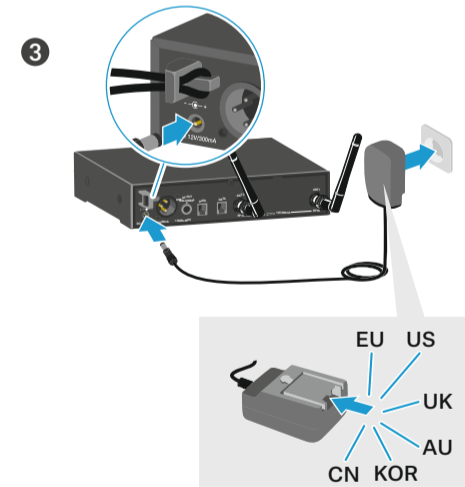
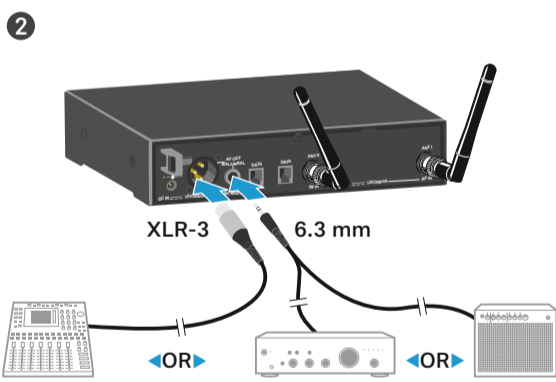
Low Battery



	100 %	> 8 h
	70 %	4 - 6 h
	30 %	2 - 3 h

LOW BATT

Setup



On

EM	SK/SKM
short on	on
long on + RX mute	on + RF mute

Off

EM/SK/SKM
long off

Instruction Manual

Menu

UP ESC SET ON/OFF SYNC DOWN

SET

Main menu	"Easy Setup"	Extended menu "Advanced Menu"
"Menu"	Reset List	Tune
Squelch	Current List	Guitar Tuner
Easy Setup	Scan New List	Pilot Tone
Frequency Preset	Exit	LCD Contrast
Name		Reset
AF Out		Software Revision
Equalizer		Exit
Auto Lock		
Advanced		
Exit		

Standard display

Change frequency Sync Bank . Channel Frequency Name Auto lock

Diversity

Radio frequency level (RF)

Squelch

Audio level (AF)

Sensitivity Pilot tone Mute Battery

A B C

Instruction Manual

Change frequency Frequency RF on

Peak hold

Audio level Sensitivity AF P MUTE

Pilot tone Mute Battery

A B C

Menu

DOWN UP SET ON/OFF ESC

SET

Main menu	SK
"Menu"	Extended menu "Advanced Menu"
Sensitivity	Tune
Frequency Preset	Mute Mode
Name	Cable Emulation
Auto Lock	Pilot Tone
Advanced	LCD Contrast
Exit	Reset

SKM

Extended menu "Advanced Menu"
Tune
Mute Mode (SKM -S)
Pilot Tone
LCD Contrast
Reset
Software Revision
Exit

Auto lock

EM

- 1
- 2
- 3

Locked Δ/∇ Unlock?

SET Δ/∇ SET

SK

- 1
- 2
- 3

Locked Δ/∇ Unlock?

SET Δ/∇ SET

10 s → Auto lock

Instruction Manual

SKM

- 1
- 2
- 3

Locked Δ/∇ Unlock?

SET Δ/∇ SET

10 s → Auto lock

Instruction Manual

Mute

Instruction Manual

short

RF Mute On? Δ/∇ SET

RF Mute Off? Δ/∇ SET

RX Mute On? Δ/∇ SET

RX Mute Off? Δ/∇ SET

EM 100

short

RF Mute On? Δ/∇ SET

RF Mute Off? Δ/∇ SET

New frequency

Squelch

- 1

High 40

Middle 25

Low 10

RF

SK 100

Menu Advanced Δ/∇ SET

Advanced Mute Mode Δ/∇ SET

Mute Mode AF On/Off Δ/∇ SET

SK only: Mute Mode RF On/Off Δ/∇ SET

AF Mute

Mute On

Mute Off

RF Mute

Mute On

Mute Off

SKM 100-S

Change frequency

- 2 SKM/SK off!
- 3

Easy Setup EM	Frequency Preset EM, SK, SKM
Menu Easy Setup Δ/∇ SET	Menu Frequency Preset Δ/∇ SET
Easy Setup Scan New List Δ/∇ SET	B.Ch. 1.1 Δ/∇ SET
Scan New List 734...776 MHz WAIT 30s	Frequency Preset B.Ch. 15.6 Δ/∇ SET
Easy Setup Bank 1...20 Δ/∇ SET	Frequency Preset B.Ch. 15.6 Δ/∇ SET
Free: 0...12	Stored
Easy Setup B.Ch: 1...12 Δ/∇ SET	
Sync 758.200 MHz	
Stored	

No frequency → 1 Squelch: Middle ...

Instruction Manual

Sync

- 4

≤ 10 cm

≤ 4"

OR

✓ SYNC

✗ SYNC

Instruction Manual

Multichannel - Easy Setup

Bank 1...20; U

Channel 1...12

max. 12 channels

>12 channels → Instruction Manual

RJ 10

Instruction Manual

Sensitivity

- 5

Menu Sensitivity Δ/∇ SET

-24dB

-60 dB ... 0 dB

-48 dB ... 0 dB

AF PEAK

AF out

- 6

Menu AF Out Δ/∇ SET

+18 dB

LEVEL

-24 dB ... +24 dB

SKM

Correct holding position

Incorrect holding positions

ME 2 | ME 4

ME 2

25 cm (10")

ME 4

ME 3-II

2...3 cm (1")