



Sennheiser Control Cockpit Control Software (Version 3.1.0)

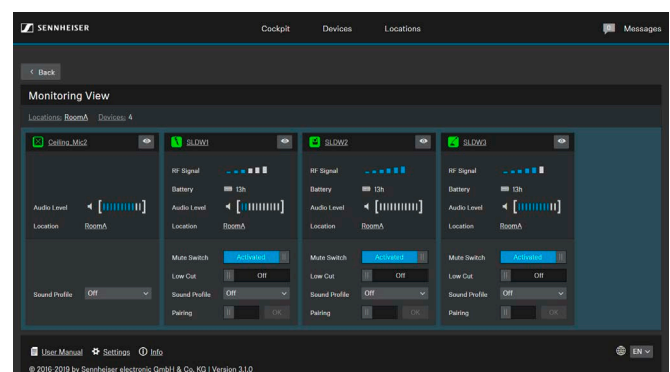
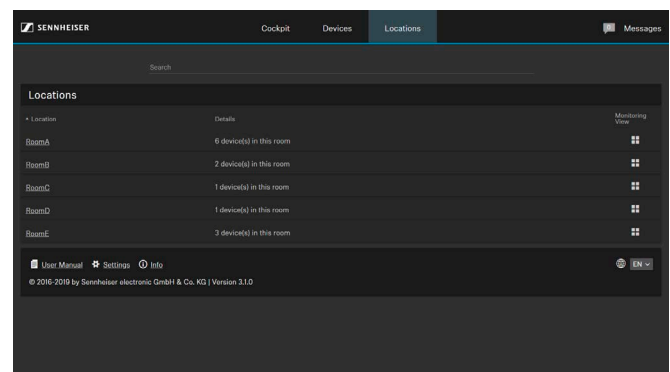
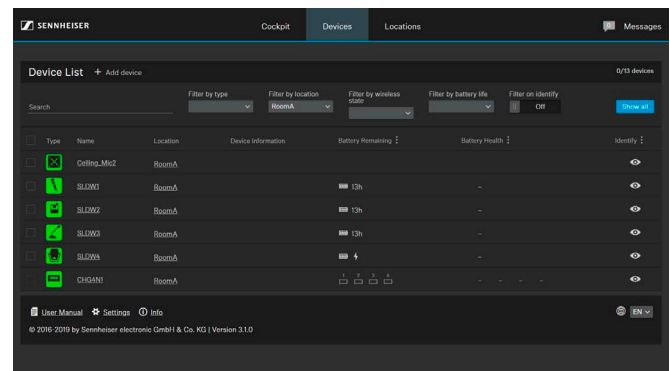
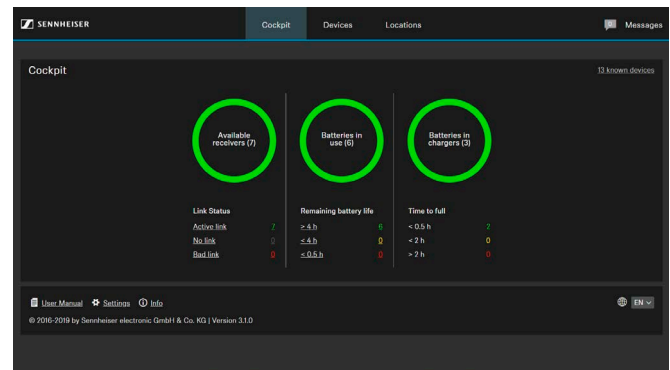
KEY FEATURES

- Global system statistics – overview of the system status with key information at a glance
- Easy device identification – naming, localization and paging function for all devices
- Status monitoring of all microphones within a network (audio, wireless link quality, battery, network, settings)
- Search and filter functions – fast identification and detection of devices and settings
- Device view for seamless management and overview of many devices
- Mixed multi selection of devices of different product families
- Location view for clear overview of big installations
- Monitoring view for high level overview and control about all microphones in one location
- SMS / E-mail Push Notification on events or system warnings
- Event log – Easy tracking of past notifications and alerts
- Responsive Design – outstanding usability on any mobile device running iOS, Android or Windows
- Localized in multiple languages
- Seamless software and firmware updates
- Built-in interactive manual with search function for detailed information
- Global password protection for secure access
- Notification profiles with notification and subscription preferences
- NEW: Out of range detection for SpeechLine Digital Wireless transmitters with e-mail and SMS notification
- NEW: Advanced beam configuration for TeamConnect Ceiling 2

Sennheiser Control Cockpit is the central software for easy handling, control and maintenance of the entire SpeechLine Digital Wireless and evolution wireless G3 and G4 portfolio as well as the new TeamConnect Ceiling 2. The easy-to-use Sennheiser Control Cockpit provides a global overview of all network-enabled devices at all times. It shows all status information at a glance and makes setting adjustments for one or multiple devices at the same time very easy. The locations overview connects the locations of all components to their respective status information, so the user always knows the location and status of a specific device.

The software is accessible everywhere in the intranet via web browser across all platforms.

As a result, the software allows you to manage even huge setups with hundreds of devices with very low efforts.



download at

www.sennheiser.com/control-cockpit-software



Sennheiser Control Cockpit

Control Software (Version 3.1.0)

WORKFLOWS

| KEY WORKFLOW AREAS | WORKFLOWS |
|--|--|
| SETUP | Language selection via browser setting or language selector |
| | Password settings for secured access to Sennheiser Control Cockpit |
| | Adding device automatically (discovery via mDNS) |
| | Adding device manually via IP address, IP range or listed in CSV file |
| | Configure location settings such as location name |
| | RF Setup: Multi-Room-Mode Setup |
| | RF Setup: Adjust RF power settings |
| | RF Setup: Walk test mode to test & verify RF robustness |
| | Audio Setup: Choose sound profile or adjust custom EQ |
| | Audio Setup: Adjust output level |
| | Audio Setup: Adjust gain settings |
| | Audio Setup: Beamforming configuration |
| | Network Setup: Configure IP mode and address |
| | Network Setup: Configure device discovery mode (mDNS) |
| | Notification Setup: Define recipients and way of communication (email/SMS) |
| | Notification Setup: Subscription profiles to type of alerts or notifications, time range and locations of interest |
| | Notification Setup: Setup of messaging services for email and SMS distribution via provider |
| Device Setup: LED configuration (color and brightness) | |
| MONITORING | Access to all information anywhere in the network via browser on any kind of device |
| | Battery management: Filtering and sorting battery status information such as remaining battery life, time-to-full charge or battery health |
| | Searching and filtering for fast access to devices or status information |
| | Global dashboard statistics of RF devices in use, batteries in use, batteries being charged |
| | Location based operation: Sortable and searchable location list with device overview |
| | Location based operation: Operator's view for easy monitoring and control of relevant key properties during events |
| | Status information of live values such as audio, RF, battery and meta information such as name, location and serial information |
| | Permanent monitoring of battery status indication while operation and charging |
| | Easy identification of devices, locations and status information |
| | Software based device list filtering on hardware identification |
| | Display of on-screen and push notification or alerts in case of events |
| | email and/or SMS notification (configurable) in case of relevant events or alerts |
| | Battery management: Indication of wireless charging process |
| | Management and monitoring of SpeechLine Digital Wireless and evolution wireless G3 and G4 devices simultaneously |
| | Messages overview as log of alerts, notifications and events with time stamp, device and location flag |
| | Search and sort function for messages |
| | Monitoring of beam position (horizontal and vertical vector) |
| Customized display of values and status information in the Device List | |



Sennheiser Control Cockpit

Control Software (Version 3.1.0)

WORKFLOWS

| KEY WORKFLOW AREAS | WORKFLOWS |
|--------------------|--|
| CONTROL | <ul style="list-style-type: none"> Two-way device identification via button-press on device or remotely via software Full remote access to all hardware settings via software Single or multi device selection to change common properties Remote reset of audio settings Remote reset to device factory defaults Remote device restart trigger Remote trigger of pairing process |
| ASSISTANCE | <ul style="list-style-type: none"> Easy to follow workflow assistance to quickly solve problems Integrated and searchable online manual Contextual advice and assistive information to easily identify and perform assistance Remote trouble shooting (e.g. unmuting a muted mic) instead of walking to every room for inspection On-screen notification in case of events or updates providing contextual support recommendation email and/or SMS notification in case of relevant (configurable) events or alerts Being informed and notified to prepare before failure instead of fixing when battery runs low Remote initiation of pairing process to prepare a spare microphone in case of empty batteries Integrated demo mode for seamless try-out of software functionality |
| MAINTENANCE | <ul style="list-style-type: none"> Instant notification in case of available updates Seamless update procedures of software and device firmware Batch update of multiple devices at once Service relevant information such as battery health for continuous reliable operation |

SERVER SYSTEM REQUIREMENTS

Recommended for Host PC

- Intel i5 Dual Core processor or similar
- 4 GB RAM
- at least 1 GB hard disk space
- Gigabit LAN interface
- Windows 7 or higher
- IPv4 network

Client

Browser:

- Google Chrome (latest version)
- Mozilla Firefox (latest version)
- JavaScript must be activated

SPECIFICATIONS

Language support

- English
- German
- French
- Spanish

Compatible Sennheiser products

- SpeechLine Digital Wireless
- TeamConnect Ceiling 2
- evolution wireless G3
- evolution wireless G4



Sennheiser Control Cockpit

Control Software (Version 3.1.0)

ARCHITECT'S SPECIFICATION

A software shall enable the user to set up, control and monitor all components of wireless microphone systems like SpeechLine Digital Wireless and evolution wireless G3 & G4 as well as the TeamConnect Ceiling 2 ceiling microphone array via a network, thus allowing to manage even large installations with hundreds of devices.

The software shall be installed and running on a server with Windows 7 or higher. The user interface shall be browser-based and shall be accessible across all platforms from any device (e.g. smartphone, tablet, and computer) in the intranet using a web browser. The software shall have a responsive design so that the layout and sizing automatically adapts to any smartphone, tablet or computer screen size. Password protection shall be available in order to protect the system from unauthorized access.

The user interface shall provide a dashboard view that displays the number of available microphone links together with link status information, the number of the devices in use together with battery status information.

The user interface shall feature a device list view, which displays all devices in the network in list form with key information. For easy asset management, each row in the list shall provide detailed device information such as device type and name, location, link activity, last online status, battery health, battery status, charging cycles, firmware version, product family, serial number, and shall feature "Identify", "Pairing" and "Delete" buttons for identifying the paired device within the network, pairing new devices or deleting devices from the network. It shall also feature check boxes for selecting and editing multiple devices of one or several product families at a time. The device list shall feature different filtering possibilities including a live search with instant filtering.

The software shall allow the user to edit audio settings, system settings and network settings of one device or multiple devices at a time. Audio settings shall include at minimum the following functions: Sound Profile selection or EQ setting, Low Cut, audio level indication, XLR audio output level setting, audio beam configuration and Audio Reset. System settings shall include but not be limited to: Firmware Info (with possibility of firmware update and firmware upload), Display Brightness, Mute Switch, Auto Lock, RF Sync, RF Power, Out of Range Detection with e-mail and SMS notification, Walk Test, LED color and brightness configuration and Factory Reset. Network settings shall include at minimum the following: IP Settings.

The user interface shall also feature a locations list view which provides an overview of locations and shows the locations of all devices in the network, the number of devices per room as well as device type information. Via the locations list the user interface shall feature a clearly structured monitoring view for each location, which allows the user to monitor the most important status information of all devices in that location at a glance.

A message and notification system with user-definable notification profiles shall inform the user about relevant updates or critical events, such as battery warnings or newly discovered devices, for designated locations and time ranges. Multiple SMS and/or e-mail recipients shall be configurable.

The software shall be the Sennheiser Control Cockpit.