

SH 230
SH 230 IP
SH 250

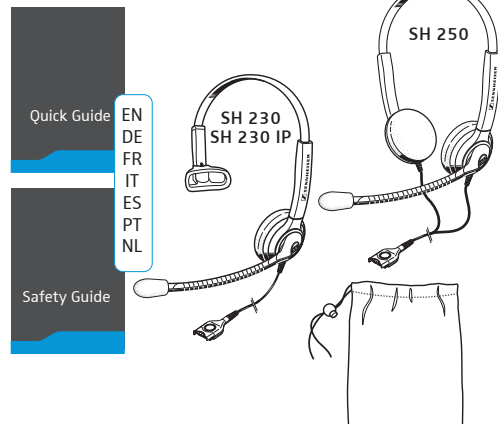


Quick Guide
Kurzanleitung
Guide rapide
Guida rapida

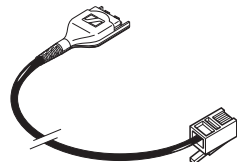
Instrucciones resumidas
Guía rápido
Beknopte handleiding



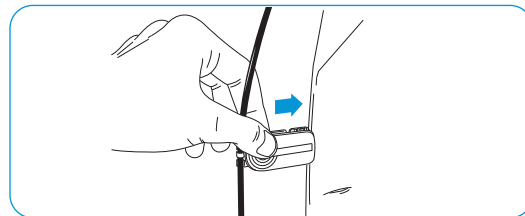
Delivery includes | Lieferumfang | Contenu | Volume di forniture | Volumen de suministro | Itens fornecidos | Leveringsomvang



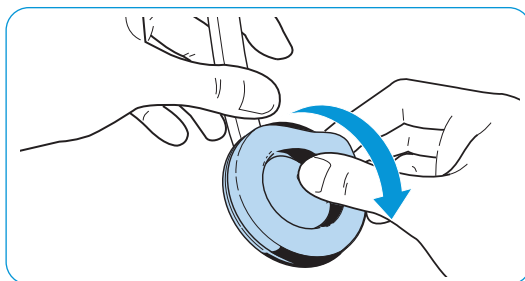
Accessories | Zubehör | Accessoires | Accessori | Accesorios | Acessórios | Toebehoren



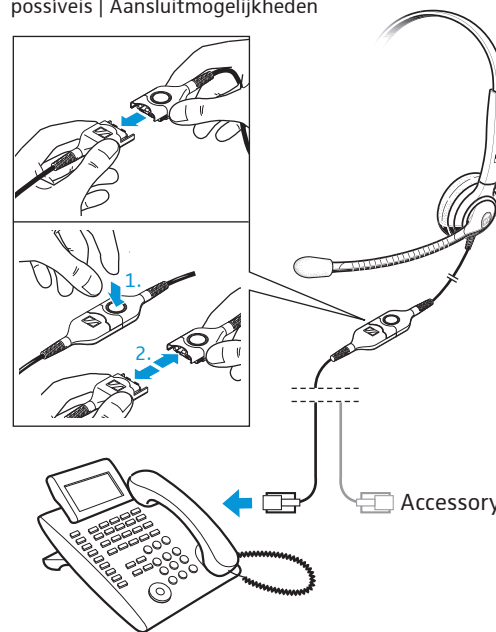
Using the cable clip | Kabel-Clip verwenden | Utiliser la pince pour câble | Utilizzo della clip per cavo | Utilizar el clip de cable | Utilizar o grampo para cabo | Kabelclip gebruiken



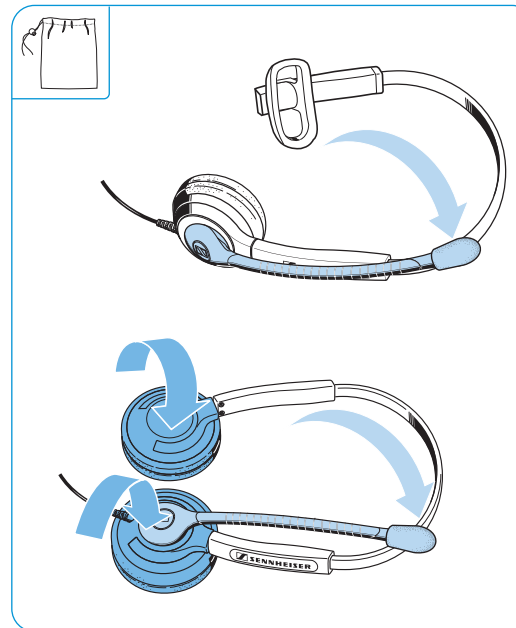
Replacing the ear pad | Ohrpolster austauschen | Remplacer le coussinet d'oreille | Sostituzione dei cuscinetti auricolari | Cambiar las almohadillas | Substituir as almofadas | Oorkussens vervangen



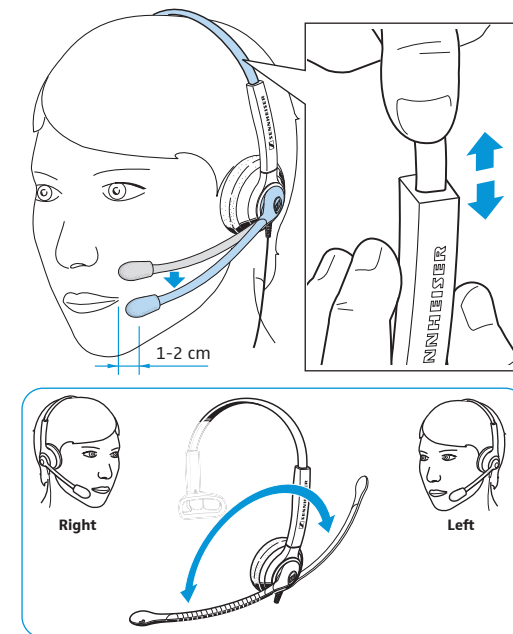
Connection possibilities | Anschlussmöglichkeiten | Possibilités de raccordement | Possibilità di collegamento | Posibilidades de conexión | Ligações possíveis | Aansluitmogelijkheden



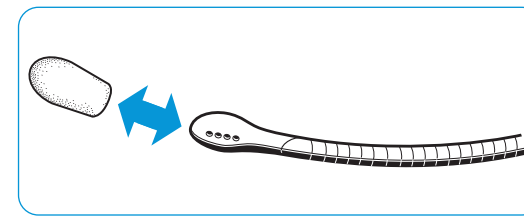
Transporting the headset | Headset transportieren | Transporter le casque-micro | Trasporto dell'headset | Transportar el headset | Transportar os micro-auscultadores | De headset transporteren



Wearing the headset | Headset aufsetzen | Mettre le casque-micro | Indossare l'headset | Ponerse los auriculares | Colocar o micro-auscultador | De headset opzetten



Using the popshield | Windschutz verwenden | Utiliser la bonnette anti-plosives | Utilizzo della protezione antivento | Uso de la protección contra el viento | Utilizar a protecção contra vento | Windkap gebruiken



Detailed information | Ausführliche Informationen | Informations détaillées | Informazioni dettagliate | Informaciones detalladas | Informações detalhadas | Uitvoering informatie



www.sennheiser.com/cc/support

Sennheiser Communications A/S

Industriparken 27, DK-2750 Ballerup, Denmark
www.sennheiser.com

Printed in China, Publ. 05/15, A01

SH 230 SH 230 IP SH 250

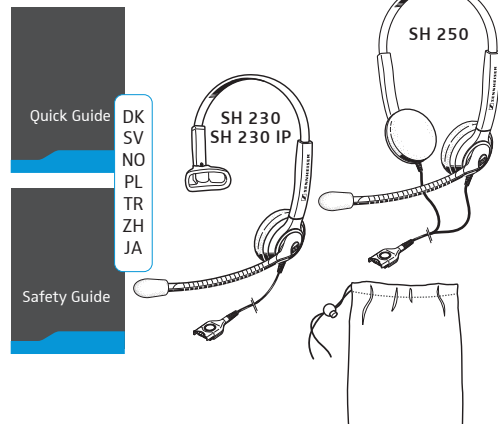


Quick Guide
Snabbguide
Quick Guide
Krótka instrukcja
obsługi

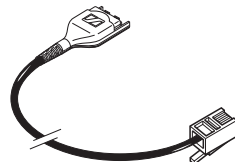
Hızlı Kılavuz
快速指南
クイックガイド



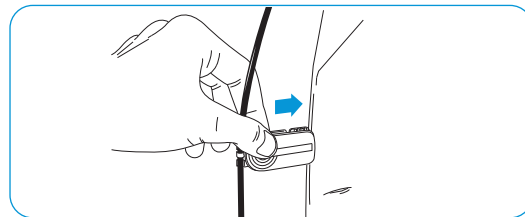
Leveringsomfang | Medföljande delar | Leveranseomfang
Zakres dostawy | Teslimat Kapsamı | 供货范围 |
同梱されているもの



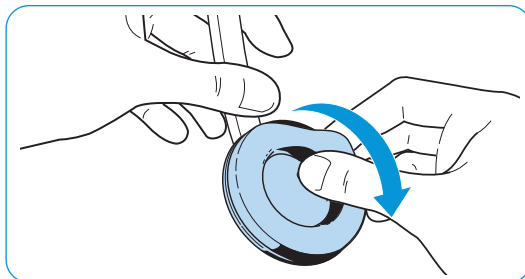
Tilbehør | Tillbehör | Tilbehør | Akcesoria | Aksesuar |
附件 | アクセサリー



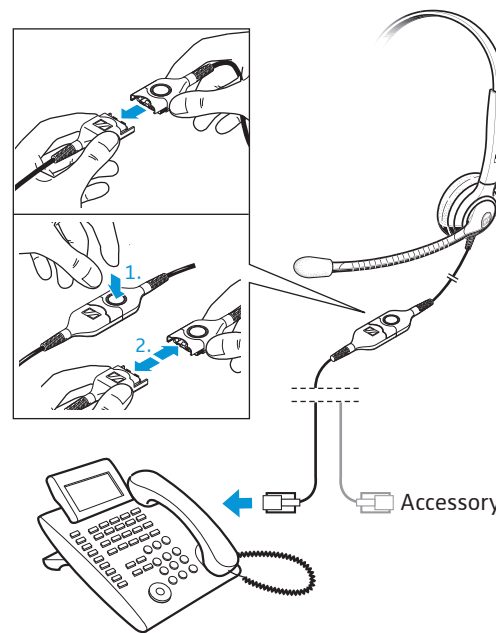
Brug af kabelclips | Använd kabelklämman |
Bruk av kabelklips | Używanie zacisku kablowego |
Kablo mandali kullanılması | 使用耳机线夹 |
ケーブルクリップを使用する



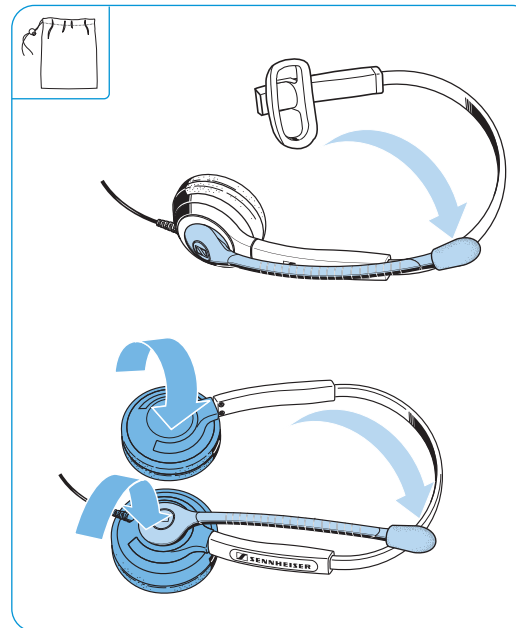
Udsiftning af ørepolstringer | Byt öronkuddar |
Utsiftning av øreputer | Wymiana poduszek
słuchawkowych | Kulak yastığının değiştirilmesi |
更換耳墊 | イヤーパッドを交換する



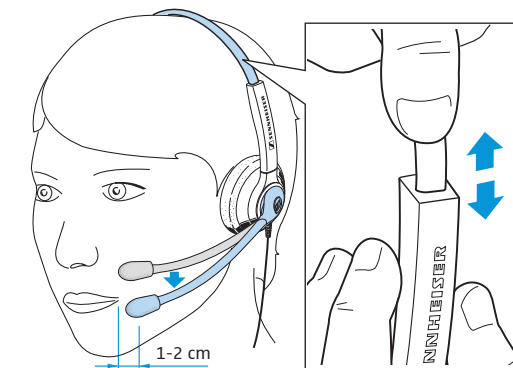
Tilslutningsmuligheder | Anslutning |
Tilkoblingsmuligheder | Możliwości podłączenia |
Bağlantı olanakları | 连接可能性 | 接続方法



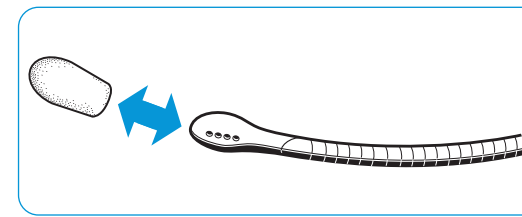
Transport af headset | Transportera headset |
Transportere hodesettet | Transport zestawu
słuchawkowego | Kulaklık setini taşıma | 携带耳机 |
ヘッドセット輸送時



Brug af hovedsæt | Ta på headsetet | Sette på hodesettet
Zakładanie zestawu słuchawkowego | Kulaklığın takılması
戴上耳机 | ヘッドセットを装着する



Anvendelse af vindbeskyttelse | Använd vindskydd |
Bruk av vindbeskyttelse | Przechowywanie i transport |
Rüzgar kalkanı takılması | 使用防风罩 | ポップシールドを
使用する



Udførlige | Mer information | Detaljert informasjon |
Szczegółowe informacje | Ayrıntılı bilgiler | 詳細情報 |
詳細情報



www.sennheiser.com/cco/support

Sennheiser Communications A/S

Industriparken 27, DK-2750 Ballerup, Denmark
www.sennheiser.com

Printed in China, Publ. 05/15, A01